

AGENDA

Independent Taxpayer Oversight Committee

February 23, 2022 – 4:00 pm

Join the meeting virtually at:

<https://us02web.zoom.us/j/82345570563>

Voting Members: Joan Borucki, Chair
Robert Holderness
Ex-Officio Members: Joyce Renison (Sacramento County Auditor-Controller designee)
Sabrina Drago - STA Executive Director
Staff: Tim Jones, STA

1. Call to order.
2. Review and approve minutes from the December 2, 2021 meeting.
3. Review Q2 FY2022 Capital Status Reports
4. Review Q2 FY2022 Measure A Ongoing Quarterly reports
 - a. Citrus Heights
 - b. Sacramento County
 - c. Folsom
 - d. Rancho Cordova
5. SCTMFP update
6. Executive Director summary of the January 2022 STA Board meeting and any current initiatives.
7. Comments from the public

Agenda Item #2

Meeting Minutes

To: ITOC Committee Members
From: Tim Jones, ITOC Staff
Re: December 2, 2021 ITOC Meeting Minutes

Attendees:

Joan Borucki – Chair, Robert Holderness – voting members

Joyce Renison and Sabrina Drago – ex-officio members

Meeting called to order at 2:25 pm and adjourned at 3:40 pm

Agenda Item #2

- Reviewed and approved minutes from the September 16, 2021 meeting

Agenda Item #3

- Ingrid Sheipline, Managing Partner, Richardson & Company, LLP provided a summary of the financial audit the firm recently completed for the fiscal year ending June 30, 2021.
 - Reports issued – Audit Opinion, Internal Control and Compliance, Governance letter, Appropriations Limit, and Agreed Upon Procedures.
 - Unmodified/Clean opinion
 - No internal control weaknesses noted
 - In compliance with applicable laws and regulations
 - No material audit adjustments or unadjusted differences
 - No difficulties in performing the audit and no unusual accounting practices
 - Recommendations for improvement – Board review of expenditures claimed by jurisdictions and document reconciliations of actuarial information to accounting records
 - Agreed Upon Procedures – no findings noted
- Committee requested that in the future staff have Agreed Upon Procedures approved by the committee before the audit firm commences work

Agenda Item #4

- Reviewed Capital Project Status reports

- Staff asked to remind reporting jurisdictions to focus the explanation section of the report on the activities performed during the quarter reported
- Reconfirm the dollars leveraged with Measure A money

Agenda Item #5

- Reviewed Q1 FY22 Budget to Actual analyses.
 - Committee requested that staff provide the Ongoing Measure A quarterly reports on a cyclical basis for their review

Agenda Item #6

- STA Executive Director, Sabrina Drago, summarized key items brought before the Governing Board during the October and November meetings
 - October - Provided context for the ongoing effort to revitalize the SAVSA program because it sunsets in April 2022.
 - Explained the three program extension options – STA sponsored tax measure on the June 2022 ballot, Legislative action on a statewide level, or incorporate it in the potential Citizens' Initiative in November 2022
 - November – Explained the request by the Capital SouthEast Connector for an amendment to the 2015 Capital Allocation Contract allowing the use of those funds for general administration expenditures. That contract expressly stated that all general administration expenditures needed Board approval, but that action was not carried out during fiscal years 2018-2021. Although the contract amendment was not approved by the Governing Board, the Board did retroactively approve contract funds that were used during fiscal years 2018-2021 for general administration purposes. It was agreed that all new general administration expenditures will be charged to the 2021 contract which does not prohibit or limit spending on general administration.

Agenda Item #7

- Comments from the public
 - Glenda Marsh, an applicant for the vacant ITOC voting member position, attended the meeting to better understand the committee's responsibilities.

Measure A Capital Projects Quarterly Status Report



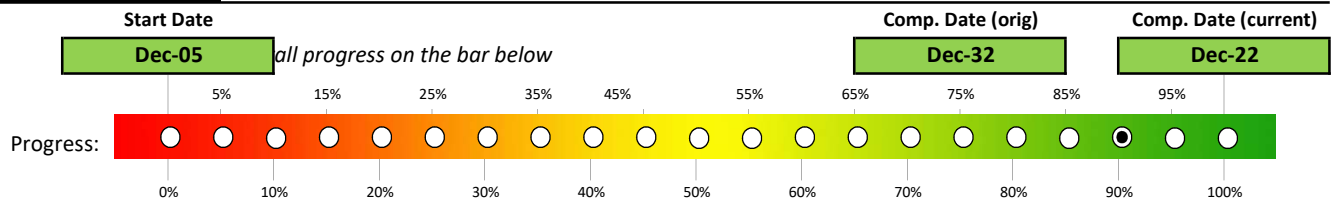
PROJECT INFO

Quarter Ended:	December 31, 2021	Fiscal Year:	2021-22	Reporting Quarter:	2
Agency:	California Department of Transportation	Project Mgr:	Jess Avila		
		Contact Info:	530-741-4533		
Project Name:	Interstate 5 Bus & Carpool Lanes				
Sponsor Project ID Number:	03-3C000 and 03-3C001	STA Project ID Number:	A-45-CT		
Original Est. Project Cost:	\$ 188,479,000.00	Current Est. Project Cost:	\$ 125,530,000.00		

MEASURE A FUNDING

Previous Contract(s) Amount:	\$ 3,185,454.00	Projected Spending	3Q:	\$ 1,200,000.00
Previous Contract(s) Spending:	\$ 3,185,454.00		4Q:	\$ 750,000.00
Current Contract Amount:	\$ 30,000,000.00		1Q:	\$
Current Contract Spending:	\$ 20,186,481.37		2Q:	\$ -
Expended This Quarter:	\$ 4,207,900.88			
Total Remaining:	\$ 5,605,617.75	Funds leveraged using local match	\$	332,000,000.00

PROJECT STATUS



Current Status (as of last day of reporting quarter; check only one):

- | | | |
|--|--|--|
| <input type="checkbox"/> Not Started | <input type="checkbox"/> Right-of-Way Acquisition | <input type="checkbox"/> Bidding and/or Contracting |
| <input type="checkbox"/> Pending or On-Hold | <input type="checkbox"/> Environmental Review | <input checked="" type="checkbox"/> Under Construction |
| <input type="checkbox"/> Design and/or Engineering | <input type="checkbox"/> Planning/Financing/Approval | <input type="checkbox"/> Completed |

Explanation of Activities this Quarter and Additional Notes

Casilada Pedestrian Overcrossing is 99% complete. Continued work on ornamental fence and hand railing. Started work on landings.

Opened a portion of SB HOV lane between Florrin Road and Elk Grove Blvd. Suspended critical path item work on the project. Continued work on non-critical path item work.

Started drilling overhead sign structure foundations.

Completed bid item drainage work in the median at various locations.

Started median barrier demolition, shoulder roadway reconstruction, median concrete barrier construction and drainage modification work between Broadway and Richards Blvd.

Measure A Capital Projects Quarterly Status Report



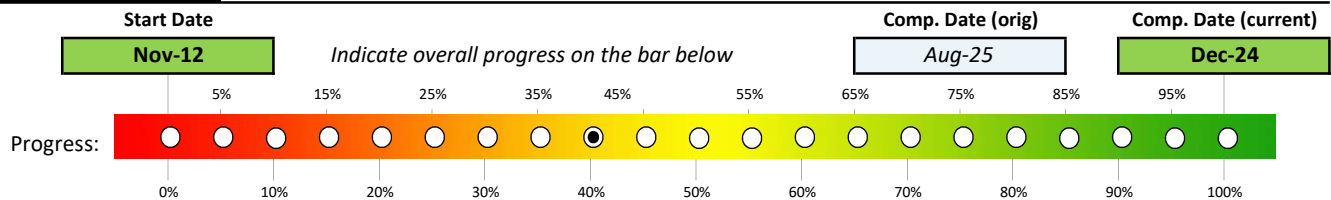
PROJECT INFO

Quarter Ended:	December 31, 2021	Fiscal Year:	2021-22	Reporting Quarter:	2
Agency:	California Department of Transportation	Project Mgr:	Jim K Rogers		
		Contact Info:	916-826-6052		
Project Name:	US Highway 50 Bus & Carpool Lanes - phase 2				
Sponsor Project ID Number:	03-3F360/03-0H08U	STA Project ID Number:	A-47-CT		
Original Est. Project Cost:	\$ 68,315,000.00	Current Est. Project Cost:	\$ 147,480,000.00		

MEASURE A FUNDING

Previous Contract(s) Amount:	\$	15,945,604.00	Projected Spending	3Q:	\$	875,000.00
Previous Contract(s) Spending:		15,310,227.98		4Q:	\$	875,000.00
Current Contract Amount:	\$	12,500,000.00		1Q:	\$	875,000.00
Current Contract Spending:	\$	2,899,477.77		2Q:	\$	875,000.00
Expended This Quarter:	\$	622,880.72				
Total Remaining:	\$	9,613,017.53				
			Funds leveraged using local match	\$	442,000,000.00	

PROJECT STATUS



Current Status (as of last day of reporting quarter; check only one):

- | | | |
|--|--|--|
| <input type="checkbox"/> Not Started | <input type="checkbox"/> Right-of-Way Acquisition | <input type="checkbox"/> Bidding and/or Contracting |
| <input type="checkbox"/> Pending or On-Hold | <input type="checkbox"/> Environmental Review | <input checked="" type="checkbox"/> Under Construction |
| <input type="checkbox"/> Design and/or Engineering | <input type="checkbox"/> Planning/Financing/Approval | <input type="checkbox"/> Completed |

Explanation of Activities this Quarter and Additional Notes

Caltrans District 3 successfully competed and received State funding from the SB1 Gas/Diesel Tax programs under the Solutions for Congested Corridor Program for construction of this HOV Lanes project. The project is utilizing Design-Build instead of traditional Caltrans delivery method of Design-Bid-Build. This will expedite delivery of the project to the travelling public. The HOV lanes project has been combined with the US 50 Rehabilitation project that has already been funded by State Highway Operation and Protection Program (SHOPP).

- Coordination continued with Union Pacific Rail Road.
- Coordination continued with City of Sacramento on adjacent projects, parking impacts and utility work.
- Flatiron West Inc. with their design partner WSP have completed over 98% of the design packages.
- Construction work on soundwalls, retaining walls, bridge widening, drainage and traffic staging are ongoing at a rapid pace.

Measure A Capital Projects Quarterly Status Report



PROJECT INFO

Quarter Ended: **December 31, 2021** Fiscal Year: **2021-22** Reporting Quarter: **2**

Agency: **Citrus Heights** Project Mgr: **Regina Cave**
 Contact Info: rcave@citrusheights.net

Project Name: **Geenback Lane/Sunrise Blvd. to Fair Oaks Blvd.**

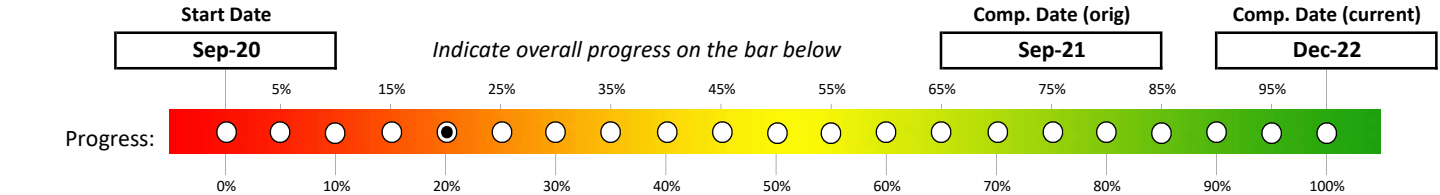
Sponsor Project ID Number: **45-20-002** STA Project ID Number: **A-18-CH**

Original Est. Project Cost: \$ **1,500,000.00** Current Est. Project Cost: \$ **3,100,000.00**

MEASURE A FUNDING

Previous Contract(s) Amount:	\$	-	Projected Spending	3Q:	\$	200,000.00
Previous Contract(s) Spending:	\$	-		4Q:	\$	400,000.00
Current Contract Amount:	\$	600,000.00		1Q:	\$	
Current Contract Spending:	\$	-		2Q:	\$	
Expended This Quarter:	\$	-				
Total Remaining:	\$	600,000.00	Funds leveraged using local match	\$	2,500,000.00	

PROJECT STATUS



Current Status (as of last day of reporting quarter; check only one):

- Not Started
- Right-of-Way Acquisition
- Bidding and/or Contracting
- Pending or On-Hold
- Environmental Review
- Under Construction
- Design and/or Engineering
- Planning/Financing/Approval
- Completed

Explanation of Activities this Quarter and Additional Notes

Advertising for CON and CM/Insp completed in December 2021. Award of contracts scheduled for January 2022, with construction expected to start in March 2022. Coordinating for cost share agreement with Sac County DOT for shared infrastructure items.

Measure A Capital Projects Quarterly Status Report



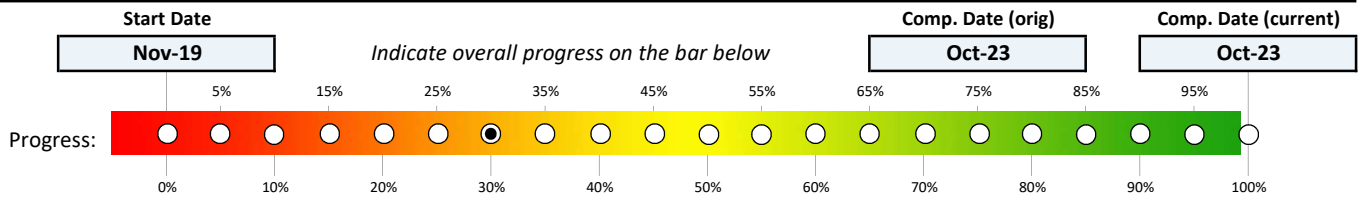
PROJECT INFO

Quarter Ended:	December 31, 2021	Fiscal Year:	2021-22	Reporting Quarter:	2
Agency:	County of Sacramento	Project Mgr:	Jenny Singh, Senior Civil Engineer		
		Contact Info:	(916) 874-6092		
Project Name:	Bradshaw Road Phase 2: Bradshaw Road/Jackson Highway Intersection				
Sponsor Project ID Number:	RF0DGL	STA Project ID Number:	A-08-SC		
Original Est. Project Cost:	\$ 5,300,000.00	Current Est. Project Cost:	\$ 5,300,000.00		

MEASURE A FUNDING

Previous Contract(s) Amount:	\$ -	Projected Spending	3Q:	\$ 25,000.00
Previous Contract(s) Spending:	\$ -		4Q:	\$ 25,000.00
Current Contract Amount:	\$ 3,300,000.00		1Q:	\$ 160,000.00
Current Contract Spending:	\$ -		2Q:	\$ 160,000.00
Expended This Quarter:	\$ 13,744.48			
Total Remaining:	\$ 3,286,255.52	Funds leveraged using local match	\$ -	

PROJECT STATUS



Current Status (as of last day of reporting quarter; check only one):

- | | | |
|---|--|---|
| <input type="checkbox"/> Not Started | <input type="checkbox"/> Right-of-Way Acquisition | <input type="checkbox"/> Bidding and/or Contracting |
| <input type="checkbox"/> Pending or On-Hold | <input type="checkbox"/> Environmental Review | <input type="checkbox"/> Under Construction |
| <input checked="" type="checkbox"/> Design and/or Engineering | <input type="checkbox"/> Planning/Financing/Approval | <input type="checkbox"/> Completed |

Explanation of Activities this Quarter and Additional Notes

The project intersection improvements is the first work of a larger project. This work will include the widening of the Bradshaw Road at Jackson Road (State Route 16) intersection with a traffic signal modification. The improvements to widen the intersection are to allow the installation of an additional through lane and dual lefts in each direction through the intersection.

The project is currently in the preliminary design and environmental review phase of work. Environmental clearance is anticipated in spring 2022 with the right-of-way acquisition anticipated to begin immediately thereafter.

Measure A Capital Projects Quarterly Status Report



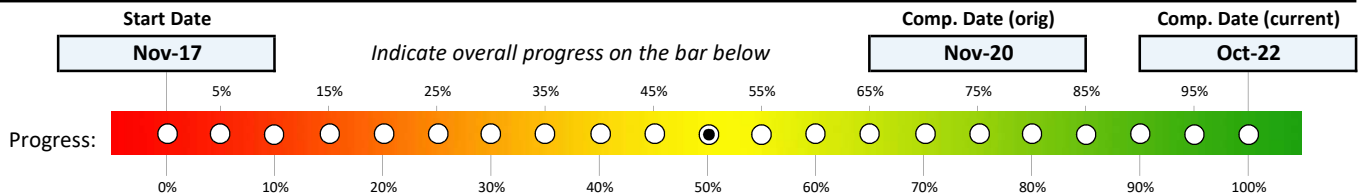
PROJECT INFO

Quarter Ended:	December 31, 2021	Fiscal Year:	2021-22	Reporting Quarter:	2
Agency:	County of Sacramento	Project Mgr:	Spencer Ord, Senior Civil Engineer		
		Contact Info:	(916) 874-6601		
Project Name:	Folsom Boulevard: Watt Avenue to Bradshaw Road				
Sponsor Project ID Number:	RFODGE/STOXEL	STA Project ID Number:	A-13-SC		
Original Est. Project Cost:	\$ 40,698,159.00	Current Est. Project Cost:	\$ 40,698,159.00		

MEASURE A FUNDING

Previous Contract(s) Amount:	\$ -	Projected Spending	3Q:	\$ 100,000.00
Previous Contract(s) Spending:	\$ -		4Q:	\$ 100,000.00
Current Contract Amount:	\$ 9,450,000.00		1Q:	\$ 100,000.00
Current Contract Spending:	\$ 1,009,909.48		2Q:	\$ 100,000.00
Expended This Quarter:	\$ 33,315.21			
Total Remaining:	\$ 8,406,775.31	Funds leveraged using local match	\$ 1,967,390.80	

PROJECT STATUS



Current Status (as of last day of reporting quarter; check only one):

- | | | |
|--|--|--|
| <input type="checkbox"/> Not Started | <input type="checkbox"/> Right-of-Way Acquisition | <input type="checkbox"/> Bidding and/or Contracting |
| <input type="checkbox"/> Pending or On-Hold | <input type="checkbox"/> Environmental Review | <input checked="" type="checkbox"/> Under Construction |
| <input type="checkbox"/> Design and/or Engineering | <input type="checkbox"/> Planning/Financing/Approval | <input type="checkbox"/> Completed |

Explanation of Activities this Quarter and Additional Notes

The California Environmental Quality Act (CEQA) approval for the Mayhew Road to Bradshaw Road segment on Folsom Boulevard was issued in January 2019. The project opened bids on November 4, 2021. Construction is scheduled to begin in early 2022 and anticipated to take one season. Construction completion is tentatively scheduled in October 2022.

Measure A Capital Projects Quarterly Status Report



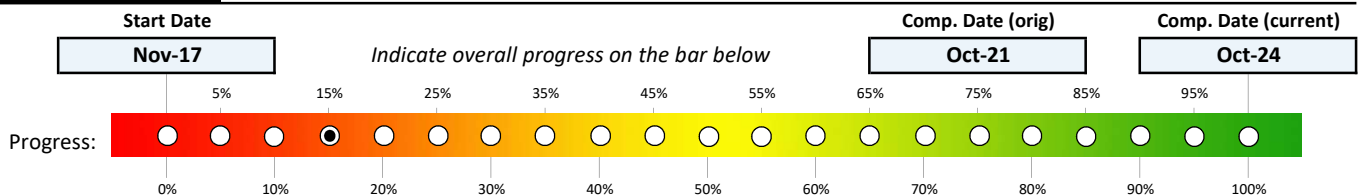
PROJECT INFO

Quarter Ended:	December 31, 2021	Fiscal Year:	2021-22	Reporting Quarter:	2
Agency:	County of Sacramento	Project Mgr:	Tim Stevens, Senior Civil Engineer		
		Contact Info:	(916) 874-6291		
Project Name:	Greenback Lane: Fair Oaks Blvd. to Main Street, Phase I				
Sponsor Project ID Number:	STOXEB	STA Project ID Number:	A-17-SC		
Original Est. Project Cost:	\$ 41,716,000.00	Current Est. Project Cost:	\$ 41,716,000.00		

MEASURE A FUNDING

Previous Contract(s) Amount:	\$	116,829.91	Projected Spending	3Q:	\$	175,000.00
Previous Contract(s) Spending:	\$	116,829.91		4Q:	\$	175,000.00
Current Contract Amount:	\$	2,500,000.00		1Q:	\$	230,000.00
Current Contract Spending:	\$	274,317.88		2Q:	\$	230,000.00
Expended This Quarter:	\$	8,016.36				
Total Remaining:	\$	2,217,665.76	Funds leveraged using local match	\$	-	

PROJECT STATUS



Current Status (as of last day of reporting quarter; check only one):

- | | | |
|---|--|---|
| <input type="checkbox"/> Not Started | <input type="checkbox"/> Right-of-Way Acquisition | <input type="checkbox"/> Bidding and/or Contracting |
| <input type="checkbox"/> Pending or On-Hold | <input type="checkbox"/> Environmental Review | <input type="checkbox"/> Under Construction |
| <input checked="" type="checkbox"/> Design and/or Engineering | <input type="checkbox"/> Planning/Financing/Approval | <input type="checkbox"/> Completed |

Explanation of Activities this Quarter and Additional Notes

The project limits are Greenback Lane from Chestnut Ave to the Folsom City/Sacramento County Boundary. The work includes sidewalk infill, Americans With Disabilities Act (ADA) improvements (curb ramps and bus stops), Class II bike lanes and streetscape with design and environmental review underway.

Public outreach and community input on the proposed alignment will be solicited through public meetings. The project was presented to the Sacramento County Bicycle Advisory Committee (SacBAC) in March 2021. California Environmental Quality Act (CEQA) clearance was received in January 2021. Further discussions with community stakeholders have taken place this quarter as a part of the preliminary design approval, and updates to the plans are being made to incorporate comments received.

Grant funding was received for a Phase 1 of this project to construct improvements between Chestnut and Walnut. Design is underway with plans at 35% complete and identifying properties that will need right-of-way acquisition. Right-of-way acquisition is anticipated to begin once the preliminary design is approved.

Measure A Capital Projects Quarterly Status Report



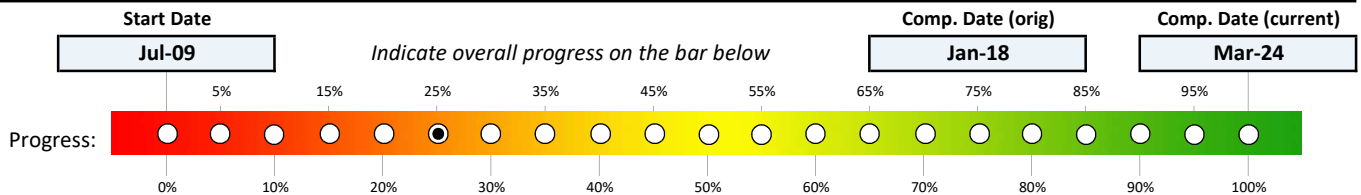
PROJECT INFO

Quarter Ended:	December 31, 2021	Fiscal Year:	2021-22	Reporting Quarter:	2
Agency:	County of Sacramento	Project Mgr:	Tim Stevens, Senior Civil Engineer		
		Contact Info:	(916) 874-6291		
Project Name:	Hazel Avenue: US Highway 50 Interchange and Folsom Blvd Intersection				
Sponsor Project ID Number:	STRL41	STA Project ID Number:	A-23-SC		
Original Est. Project Cost:	\$ 61,268,182.00	Current Est. Project Cost:	\$ 105,000,000.00		

MEASURE A FUNDING

Previous Contract(s) Amount:	\$ 1,679,031.22	Projected Spending	3Q:	\$ 250,000.00
Previous Contract(s) Spending:	\$ 1,679,031.22		4Q:	\$ 250,000.00
Current Contract Amount:	\$ 6,953,000.00		1Q:	\$ 500,000.00
Current Contract Spending:	\$ 253,172.30		2Q:	\$ 500,000.00
Expended This Quarter:	\$ -			
Total Remaining:	\$ 6,699,827.70	Funds leveraged using local match	\$ -	

PROJECT STATUS



Current Status (as of last day of reporting quarter; check only one):

- | | | |
|---|--|---|
| <input type="checkbox"/> Not Started | <input type="checkbox"/> Right-of-Way Acquisition | <input type="checkbox"/> Bidding and/or Contracting |
| <input type="checkbox"/> Pending or On-Hold | <input type="checkbox"/> Environmental Review | <input type="checkbox"/> Under Construction |
| <input checked="" type="checkbox"/> Design and/or Engineering | <input type="checkbox"/> Planning/Financing/Approval | <input type="checkbox"/> Completed |

Explanation of Activities this Quarter and Additional Notes

The project was on the County Board of Supervisors agenda for certification of the Final Environmental Impact Report/Environmental Assessment (FEIR/EA) and the Board found the FEIR/EA adequate and complete on 9/22/2020. The Notice of Determination was filed on 10/5/2020 and California Environmental Quality Act (CEQA)/National Environmental Policy Act (NEPA) completed in 2021. In addition, the Project Report has been completed and approved by Caltrans.

A Request For Qualifications (RFQ) for engineering services was released and one proposal was received. Attempts were made, including re-advertisement, to seek out more candidates, but ultimately only the one bidder proposed and the County proceeded with a sole-source contract that was approved by Caltrans.

Final steps to preparing a contract were made this quarter and the proposed contract is under review by Caltrans. Once the contract is authorized by Caltrans, the consultant will be able to proceed with initial design so the County can begin Rights-of-way acquisitions. The consultant contract for engineering services is expected to be awarded in February 2022.

Measure A Capital Projects Quarterly Status Report



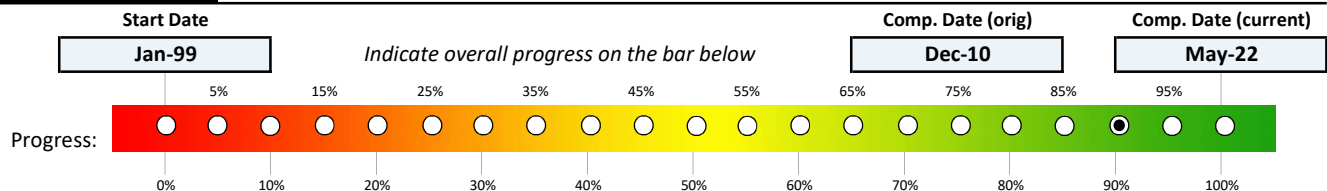
PROJECT INFO

Quarter Ended:	December 31, 2021	Fiscal Year:	2021-22	Reporting Quarter:	2
Agency:	County of Sacramento	Project Mgr:	Tim Stevens, Senior Civil Engineer		
		Contact Info:	(916) 874-6291		
Project Name:	Hazel Avenue: US Highway 50 to Madison Avenue				
Sponsor Project ID Number:	STOXCC;STOXCJ;DV2L43;STRL43	STA Project ID Number:	A-21-SC		
Original Est. Project Cost:	\$ 79,292,680.00	Current Est. Project Cost:	\$ 110,000,000.00		

MEASURE A FUNDING

Previous Contract(s) Amount:	\$ 33,999,043.75	Projected Spending	3Q:	\$ 1,000,000.00
Previous Contract(s) Spending:	\$ 33,999,043.75		4Q:	\$ 1,000,000.00
Current Contract Amount:	\$ 11,287,409.00		1Q:	\$ 150,000.00
Current Contract Spending:	\$ 7,766,649.46		2Q:	\$ 175,000.00
Expended This Quarter:	\$ 819,930.94			
Total Remaining:	\$ 2,700,828.60	Funds leveraged using local match	\$	12,944,163.59

PROJECT STATUS



Current Status (as of last day of reporting quarter; check only one):

- | | | |
|--|--|--|
| <input type="checkbox"/> Not Started | <input type="checkbox"/> Right-of-Way Acquisition | <input type="checkbox"/> Bidding and/or Contracting |
| <input type="checkbox"/> Pending or On-Hold | <input type="checkbox"/> Environmental Review | <input checked="" type="checkbox"/> Under Construction |
| <input type="checkbox"/> Design and/or Engineering | <input type="checkbox"/> Planning/Financing/Approval | <input type="checkbox"/> Completed |

Explanation of Activities this Quarter and Additional Notes

Hazel Avenue Widening Phase 1, US 50 to Curragh Downs Drive: Construction completed in Spring 2011.

Hazel Avenue Widening Phase 2, Curragh Downs Drive to Sunset Avenue: Construction Completed in July 2018.

Currently Active and Final Phase

Hazel Avenue Widening Phase 3, Sunset Avenue to Madison Avenue: Right of way acquisition is complete for this final phase of project. The project opened bids on August 20, 2020, and the contract was awarded to Teichert. Construction began on November 16, 2020 with joint trench construction for utility relocation and sound wall installation complete. The utility undergrounding was completed this quarter with only a few out-of-service poles left to be removed. Concurrently, the water main was completed and storm drain improvements are nearing completion. The project is scheduled to be completed in June 2022.

Measure A Capital Projects Quarterly Status Report



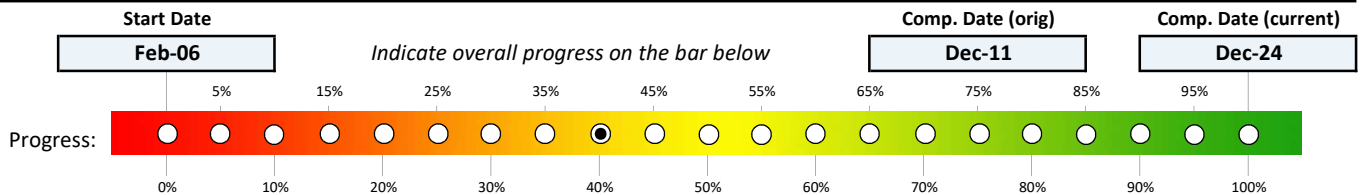
PROJECT INFO

Quarter Ended:	December 31, 2021	Fiscal Year:	2021-22	Reporting Quarter:	2
Agency:	County of Sacramento	Project Mgr:	Jenny Singh, Senior Civil Engineer		
		Contact Info:	(916)874-6291		
Project Name:	Madison Avenue: Sunrise Blvd to Hazel Avenue				
Sponsor Project ID Number:	STOXAG	STA Project ID Number:	A-24-SC		
Original Est. Project Cost:	\$ 19,929,143.00	Current Est. Project Cost:	\$ 28,872,280.00		

MEASURE A FUNDING

Previous Contract(s) Amount:	\$	1,280,274.94	Projected Spending	3Q:	\$	75,000.00
Previous Contract(s) Spending:	\$	1,280,274.94		4Q:	\$	75,000.00
Current Contract Amount:	\$	2,900,000.00		1Q:	\$	250,000.00
Current Contract Spending:	\$	766,076.92		2Q:	\$	250,000.00
Expended This Quarter:	\$	7,932.59				
Total Remaining:	\$	2,125,990.49	Funds leveraged using local match	\$	358,225.73	

PROJECT STATUS



Current Status (as of last day of reporting quarter; check only one):

- | | | |
|--|--|---|
| <input type="checkbox"/> Not Started | <input type="checkbox"/> Right-of-Way Acquisition | <input type="checkbox"/> Bidding and/or Contracting |
| <input type="checkbox"/> Pending or On-Hold | <input checked="" type="checkbox"/> Environmental Review | <input type="checkbox"/> Under Construction |
| <input type="checkbox"/> Design and/or Engineering | <input type="checkbox"/> Planning/Financing/Approval | <input type="checkbox"/> Completed |

Explanation of Activities this Quarter and Additional Notes

The Madison Avenue Improvement Project will construct improvements between Sunrise Boulevard and Hazel Avenue. There will be three lanes westbound and two lanes eastbound west of Kenneth Ave and no lane widening beyond 150 feet east of Kenneth Avenue. The Roadway improvements throughout the project limits will include landscaped medians, sidewalk along both sides of Madison Avenue, separated sidewalks, drainage facilities, pavement overlay, traffic signal modifications, and continuous buffered bike lanes. New signal interconnect will also be installed to provide traffic congestion relief.

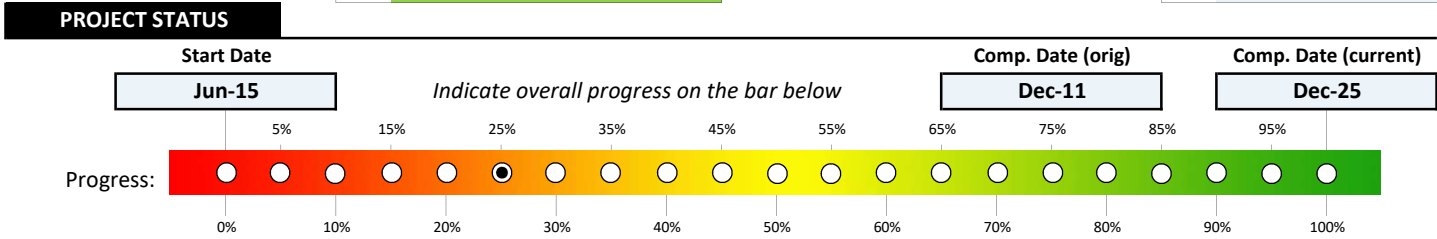
This project is currently in preliminary design and environmental review stage. Public outreach and community input on the proposed project will be solicited through public meetings which is expected to occur spring 2022. Right-of-way acquisition process will begin after preliminary design is complete.

Measure A Capital Projects Quarterly Status Report



PROJECT INFO		
Quarter Ended:	December 31, 2021	Fiscal Year: 2021-22 Reporting Quarter: 2
Agency:	County of Sacramento	Project Mgr: Heather Yee, Senior Civil Engineer Contact Info: (916) 874-9182
Project Name:	South Watt Ave/Elk Grove-Florin Rd: Folsom Boulevard to Calvin Road	
Sponsor Project ID Number:	STOXdG	STA Project ID Number: A-27-SC
Original Est. Project Cost:	\$ 10,873,412.00	Current Est. Project Cost: \$ 53,000,000.00

MEASURE A FUNDING				
Previous Contract(s) Amount:	\$ 3,159,720.99	Projected Spending	3Q:	\$ 100,000.00
Previous Contract(s) Spending:	\$ 3,159,720.99		4Q:	\$ 100,000.00
Current Contract Amount:	\$ 7,030,000.00		1Q:	\$ 475,000.00
Current Contract Spending:	\$ 230,512.11		2Q:	\$ 475,000.00
Expended This Quarter:	\$ -			
Total Remaining:	\$ 6,799,487.89	Funds leveraged using local match	\$ 857,565.22	



- Current Status (as of last day of reporting quarter; check only one):
- Not Started
 - Pending or On-Hold
 - Design and/or Engineering
 - Right-of-Way Acquisition
 - Environmental Review
 - Planning/Financing/Approval
 - Bidding and/or Contracting
 - Under Construction
 - Completed

Explanation of Activities this Quarter and Additional Notes

The project is currently in the preliminary engineering phase of work. Grant awards in 2020 allowed the extension of the project limits south (from Fruitridge to Florin), tripling its length and cost. An engineering consultant has been under contract since December 2019. Environmental studies for CEQA are complete. The GAD for the ultimate 6-lane configuration is 95% complete. Refinement of the project design is on-going including coordination with stakeholders such as the City of Sacramento, Caltrans, adjacent developers, the Central Valley Flood Protection Board, and Union Pacific Railroad Company. Hydromodification and alternatives on the project are being coordinated.

This project has significant grant funding for the design phase and matching bond funds so the Measure A expenses are minimal at this time, despite substantial work progress. Measure A funds a substantial share of the rights-of-way and construction costs.

Measure A Capital Projects Quarterly Status Report



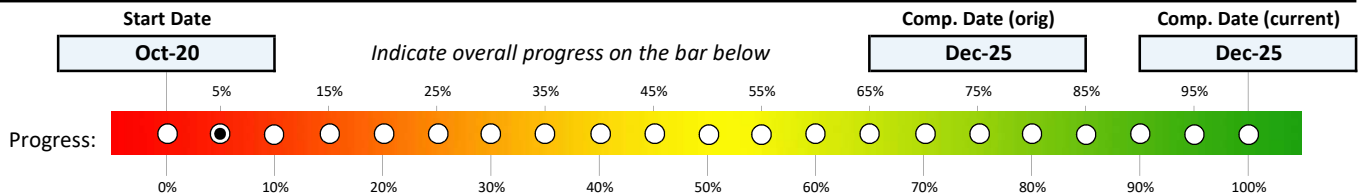
PROJECT INFO

Quarter Ended:	December 31, 2021	Fiscal Year:	2021-22	Reporting Quarter:	2
Agency:	County of Sacramento	Project Mgr:	Melissa Wright, Principal Civil Engineer		
		Contact Info:	(916) 874-6291		
Project Name:	Sunrise Boulevard: Jackson Road to Grant Line Road				
Sponsor Project ID Number:	Not Assigned	STA Project ID Number:	A-31-SC		
Original Est. Project Cost:	\$ 79,763,000.00	Current Est. Project Cost:	\$ 79,763,000.00		

MEASURE A FUNDING

Previous Contract(s) Amount:	\$ -	Projected Spending	3Q:	\$ 50,000.00
Previous Contract(s) Spending:	\$ -		4Q:	\$ 50,000.00
Current Contract Amount:	\$ 1,250,000.00		1Q:	\$ 56,000.00
Current Contract Spending:	\$ -		2Q:	\$ 56,000.00
Expended This Quarter:	\$ -			
Total Remaining:	\$ 1,250,000.00	Funds leveraged using local match	\$ -	

PROJECT STATUS



Current Status (as of last day of reporting quarter; check only one):

- | | | |
|---|--|---|
| <input type="checkbox"/> Not Started | <input type="checkbox"/> Right-of-Way Acquisition | <input type="checkbox"/> Bidding and/or Contracting |
| <input type="checkbox"/> Pending or On-Hold | <input type="checkbox"/> Environmental Review | <input type="checkbox"/> Under Construction |
| <input checked="" type="checkbox"/> Design and/or Engineering | <input type="checkbox"/> Planning/Financing/Approval | <input type="checkbox"/> Completed |

Explanation of Activities this Quarter and Additional Notes

The Phase 1 Project includes widening of Sunrise Boulevard between Jackson Hwy and Kiefer Road in the City of Rancho Cordova and includes intersection improvements at Jackson Road at Sunrise Boulevard by the County. The tentative completion date shown in the "Project Status" section of this report is for the Phase 1 Project. The Project is needed by, and requires coordination with the City of Rancho Cordova. The City and County met in February and April 2021 to discuss the City leading the design work at the intersection with their roadway segment and using the County's Measure A funding; Rancho Cordova is developing a reimbursement agreement for this purpose. The City of Rancho Cordova's consultant has begun preliminary design efforts.

Measure A Capital Projects Quarterly Status Report



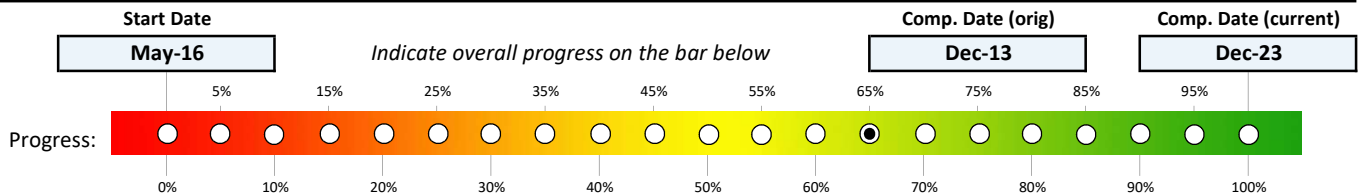
PROJECT INFO

Quarter Ended:	December 31, 2021	Fiscal Year:	2021-22	Reporting Quarter:	2
Agency:	County of Sacramento	Project Mgr:	Heather Yee, Senior Civil Engineer		
		Contact Info:	(916) 874-6291		
Project Name:	Watt Avenue: Antelope Road to Capital City Freeway				
Sponsor Project ID Number:	STOXdN	STA Project ID Number:	A-37-SC		
Original Est. Project Cost:	\$ 40,825,817.00	Current Est. Project Cost:	\$ 40,825,817.00		

MEASURE A FUNDING

Previous Contract(s) Amount:	\$	263,377.50	Projected Spending	3Q:	\$	250,000.00
Previous Contract(s) Spending:	\$	263,377.50		4Q:	\$	250,000.00
Current Contract Amount:	\$	3,345,000.00		1Q:	\$	165,000.00
Current Contract Spending:	\$	707,629.93		2Q:	\$	165,000.00
Expended This Quarter:	\$	23,363.86				
Total Remaining:	\$	2,614,006.21	Funds leveraged using local match	\$	1,003,697.94	
					2	

PROJECT STATUS



Current Status (as of last day of reporting quarter; check only one):

- | | | |
|--|--|---|
| <input type="checkbox"/> Not Started | <input checked="" type="checkbox"/> Right-of-Way Acquisition | <input type="checkbox"/> Bidding and/or Contracting |
| <input type="checkbox"/> Pending or On-Hold | <input type="checkbox"/> Environmental Review | <input type="checkbox"/> Under Construction |
| <input type="checkbox"/> Design and/or Engineering | <input type="checkbox"/> Planning/Financing/Approval | <input type="checkbox"/> Completed |

Explanation of Activities this Quarter and Additional Notes

Project improvements on this corridor are for a segment of Watt Avenue from Interstate 80 to Roseville Road. (Additional funding was secured in November 2020 extending the limits north from Wynona Way to Roseville Road and lengthening the schedule). The preliminary design for this project will evaluate and coordinate a preferred alternative for a complete streets concept that will include sidewalk infill, Americans With Disabilities Act (ADA) improvements (curb ramps and bus stops), Class II bike lanes, and streetscape enhancements.

The California Environmental Quality Act (CEQA) clearance for the entire project area was completed in March 2020. National Environmental Policy Act (NEPA) clearance for the entire project was completed in July 2020. Project remains in right-of-way phase and the design team is refining aspects of roadway design.

Measure A Capital Projects Quarterly Status Report



PROJECT INFO

Quarter Ended: **December 31, 2021** Fiscal Year: **2021-22** Reporting Quarter: **2**

Agency: **Capital SouthEast Connector** Project Mgr: **Matt Lampa**
Contact Info: LampaM@SacCounty.net

Project Name: **Capital SouthEast Connector**

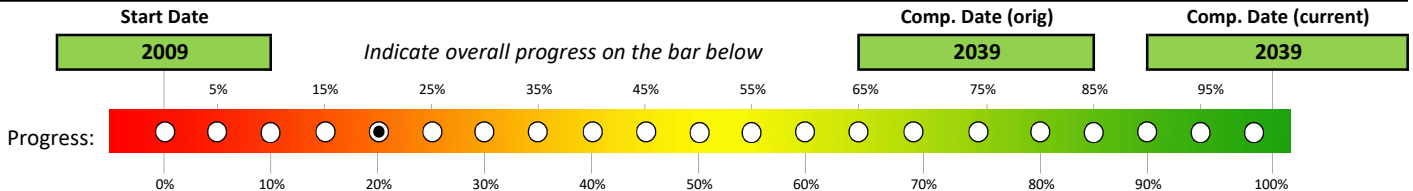
Sponsor Project ID Number: **N/A** STA Project ID Number: **A-16-JP**

Original Est. Project Cost: \$ **1,006,014,000** Current Est. Project Cost: \$ **588,190,000**

MEASURE A FUNDING

Previous Contract(s) Amount:	\$	12,788,762.00	Projected Spending	3Q:	\$	1,676,137	
Previous Contract(s) Spending:	\$	12,788,762.00		4Q:	\$	1,030,000	
Current Contract Amount:	\$	26,640,000.00	Projected Spending	1Q:	\$	341,750	
Current Contract Spending:	\$	22,525,711.60		2Q:	\$	250,000	
Expended This Quarter:		1,316,362.89	Funds leveraged using local match				\$ 150,300,000.00
Total Remaining:		2,797,925.51					

PROJECT STATUS



Current Status (as of last day of reporting quarter; check only one):

- Not Started
- Right-of-Way Acquisition
- Bidding and/or Contracting
- Pending or On-Hold
- Environmental Review
- Under Construction
- Design and/or Engineering
- Planning/Financing/Approval
- Completed

Explanation of Activities this Quarter and Additional Notes

Explanation of activities:

- **Segment A:** A1 - Continued coordination with City on I-5/ Hood Franklin interchange agreements. Prepared Draft NEPA document and submitted to Caltrans. A2 Project construction is ongoing.
- **Segment B:** B2 Project construction is ongoing.
- **Segment C:** Continued coordination w/ the City of Elk Grove on conceptual designs for traffic signal and roundabout alternatives for various intersections along the alignment.
- **Segment D2:** Coordination with SACOG on programming and MTIP amendment.
- **Segment D3:** D3a Project construction is ongoing. D3b rail crossing planning is ongoing. Preparation of final design construction documents for the Scott Rd realignment.

Measure A Capital Projects Quarterly Status Report



PROJECT INFO

Quarter Ended: **December 31, 2021** Fiscal Year: **2021-22** Reporting Quarter: **2**

Agency: **Capital SouthEast Connector** Project Mgr: **Derek Minnema**
 Contact Info: minnemad@saccounty.net

Project Name: **Capital SouthEast Connector**

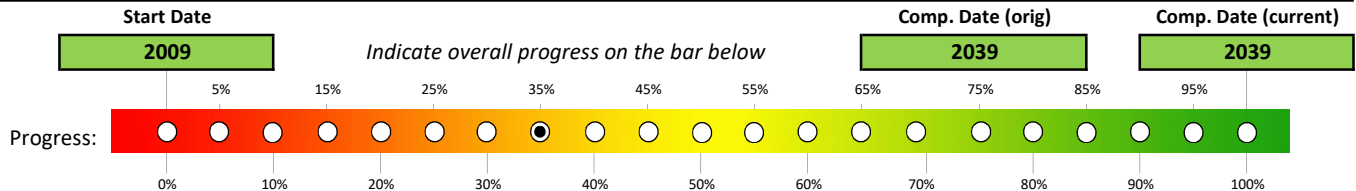
Sponsor Project ID Number: **N/A** STA Project ID Number: **A-16-JPM**

Original Est. Project Cost: \$ **1,006,014,000** Current Est. Project Cost: \$ **588,190,000**

MEASURE A FUNDING

Previous Contract(s) Amount:	\$ -	Projected	3Q:	\$ 2,032,398
Previous Contract(s) Spending:	\$ -		4Q:	\$ 1,366,666
Current Contract Amount:	\$ 5,000,000.00	Spending	1Q:	\$ 900,000
Current Contract Spending:	\$ -		2Q:	\$ -
Expended This Quarter:	700,936.01	Funds leveraged using local match		
Total Remaining:	4,299,063.99	\$ -		

PROJECT STATUS



Current Status (as of last day of reporting quarter; check only one):

- Not Started
- Right-of-Way Acquisition
- Bidding and/or Contracting
- Pending or On-Hold
- Environmental Review
- Under Construction
- Design and/or Engineering
- Planning/Financing/Approval
- Completed

Explanation of Activities this Quarter and Additional Notes

Explanation of activities:

- Project environmental mitigation purchased through the South Sacramento Habitat Conservation Plan.
- Evaluation of project environmental impact and mitigation strategies.

The projected spending identified in 1Q is based on the newly awarded Smart Growth Incentive Allocation and Expenditure Contract for Environmental Mitigation.

Measure A Capital Projects Quarterly Status Report



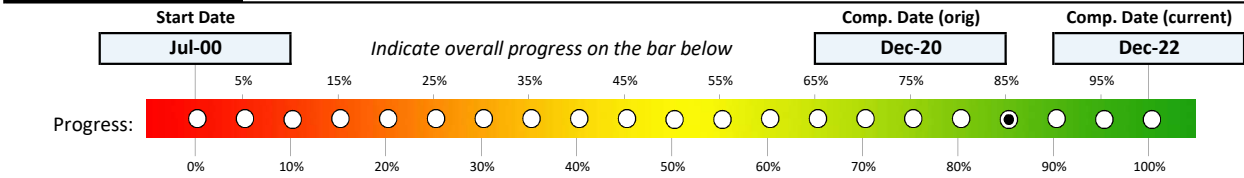
PROJECT INFO

Quarter Ended:	December 31, 2021	Fiscal Year:	2021-22	Reporting Quarter:	2
Agency:	City of Sacramento	Project Mgr:	Greg Taylor, Supervising Architect		
		Contact Info:	916-808-5268		
Project Name:	Downtown Intermodal Facility				
Sponsor Project ID Number:	T15029000	STA Project ID Number:	A-38-CS		
Original Est. Project Cost:	\$ 200,000,000.00	Current Est. Project Cost:	\$ 200,000,000.00		

MEASURE A FUNDING

Previous Contract(s) Amount:	\$ 70,272,500.00	Projected Spending	3Q:	\$ 75,000.00
Previous Contract(s) Spending:	\$ 70,272,500.00		4Q:	\$ 75,000.00
Current Contract Amount:	\$ 20,823,000.00		1Q:	\$ 75,000.00
Current Contract Spending:	\$ 13,362,002.88		2Q:	\$ 75,000.00
Expended This Quarter:	\$ x			
Total Remaining:	\$ #VALUE!	Funds leveraged using local match		\$ 101,988,786.00

PROJECT STATUS



Current Status (as of last day of reporting quarter; check only one):

- | | | |
|--|---|--|
| <input type="checkbox"/> Not Started | <input checked="" type="checkbox"/> Right-of-Way Acquisition | <input checked="" type="checkbox"/> Bidding and/or Contracting |
| <input type="checkbox"/> Pending or On-Hold | <input checked="" type="checkbox"/> Environmental Review | <input type="checkbox"/> Under Construction |
| <input type="checkbox"/> Design and/or Engineering | <input checked="" type="checkbox"/> Planning/Financing/Approval | <input checked="" type="checkbox"/> Completed |

Explanation of Activities this Quarter and Additional Notes

Phase 3 –Spending for minor consultant support services on master plan, city staff administrative and management costs. City staff are in preparation of upcoming state grant funds

Phase 2 - Project Closeout is pending.

SVS New Governance Structure – initial meetings with stakeholders and city staff were convened.

Northbound I-5 Ramp Relocation Study (CIP T15029061) was established for the Interstate 1-5 Northbound Ramp/ 3rd Street Access study. This project was funded with 2020 TIRCP for a Project Study Report for relocating the I-5 Northbound Ramp for improved bus and transit access and lower VMT at SVS. TIRCP funds in the amount of \$500,000 with \$200,000 STA match. Consultants have been selected and Council has taken action to approve.

SVS North Entrance / Railyards Gateway – Under the 2020 TIRCP joint grant application made with the City and the Railyards developer, a new north entrance, consisting of stairs and ramps, will connect the north end of the SVS Tunnel (Steve Cohn Passageway) with a new central plaza in the Central Shops District, and will provide an irrovacable easement from the public street to the entrance for continuous public access to the station. The awarded funds are for construction. City staff have been coordinating the developers design with the SVS Area Plan to ensure continuity with the design and the intentions of the grant funding in March.

Measure A Capital Projects Quarterly Status Report



PROJECT INFO

Quarter Ended: **December 31, 2021** Fiscal Year: **2021-22** Reporting Quarter: **2**

Agency: **City of Sacramento** Project Mgr: **William Shunk, Senior Engineer**
 Contact Info: **916-808-2986**

Project Name: **Interstate 5/Richards Blvd Interchange Upgrade**

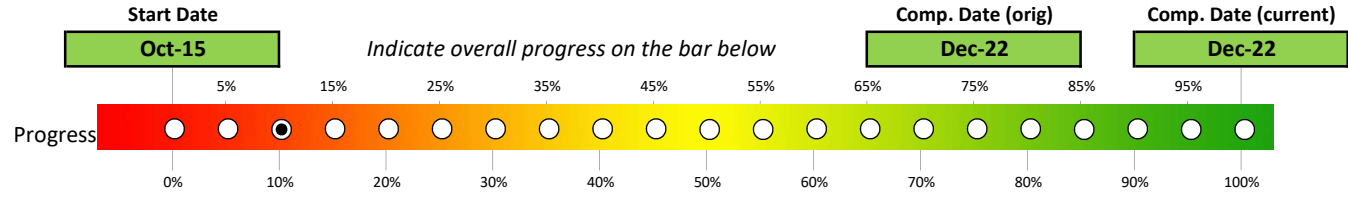
Sponsor Project ID Number: **T15165100** STA Project ID Number: **A-52-CS**

Original Est. Project Cost: \$ **90,000,000.00** Current Est. Project Cost: \$ **90,000,000.00**

MEASURE A FUNDING

Previous Contract(s) Amount:	\$	-	Projected Spending	3Q:	\$	50,000.00	
Previous Contract(s) Spending:	\$	-		4Q:	\$	50,000.00	
Current Contract Amount:	\$	3,115,861.73		1Q:	\$	50,000.00	
Current Contract Spending:	\$	415,097.54		2Q:	\$	50,000.00	
Expended This Quarter:	\$	60,931.39					
Total Remaining:	\$	2,639,832.80					
Funds leveraged using local match						\$	3,098,000.00

PROJECT STATUS



Current Status (as of last day of reporting quarter; check only one):

- Not Started
- Right-of-Way Acquisition
- Bidding and/or Contracting
- Pending or On-Hold
- Environmental Review
- Under Construction
- Design and/or Engineering
- Planning/Financing/Approval
- Completed

Explanation of Activities this Quarter and Additional Notes

This past quarter the project teams conducted a Value Analysis for the interchange and determined some cost savings measures that will be incorporated into the project moving forward. Advanced Planning Studies were re-submitted to Caltrans for review. The traffic model was refined based on comments received from the City and Caltrans with a final traffic report expected in Q1 2022.

**SACRAMENTO TRANSPORTATION AUTHORITY
MEASURE A ON-GOING ANNUAL PROGRAM REPORTING
QUARTER ENDING December 31, 2021**

NAME OF JURISDICTION City of Citrus Heights

EXPENDITURE CATEGORY: **CITY STREET AND COUNTY ROAD MAINTENANCE**

Beginning Balance	<u>\$ 2,654,981</u>
Revenue	<u>\$ 651,894.12</u>
Expenditures	<u>\$ 354,831.32</u>
Other Revenue /Exp.*	<u>\$ (9,044.15)</u>
Ending Balance	<u>\$2,942,999.43</u>

Description of Expenditures

<i>Description of Expenditures</i>	<i>Amount</i>
Salaries and beni's	\$ 67,726.25
Inter departmental charges (overhead cost allocation)	\$ 103,515.25
Memberships/dues	\$ -
Graffiti Removal	\$ 1,087.50
Advertising - consultant/contract RFP's	\$ -
Street tree maint/Arb services	\$ 41,976.00
Contract services - Road maintenance repair, concrete/sw repair, street lights	\$ 121,876.21
Prof Services - County CM/Inspection services	\$ 5,965.56
Materials, supplies and safety equip	\$ -
Construction - Res. Resurfacing project	\$ 12,684.55
TOTAL:	<u>\$ 354,831.32</u>

**SACRAMENTO TRANSPORTATION AUTHORITY
MEASURE A ON-GOING ANNUAL PROGRAM REPORTING
QUARTER ENDING December 31, 2021**

NAME OF JURISDICTION City of Citrus Heights

EXPENDITURE CATEGORY: **TRAFFIC CONTROL AND SAFETY PROGRAM**

Beginning Balance	<u>\$664,042.83</u>
Revenue	<u>\$65,189.42</u>
Expenditures	<u>\$39,487.12</u>
Other Revenue /Exp.*	<u>(\$1.05)</u>
Ending Balance	<u>\$689,744.08</u>

Description of Expenditures

Amount

Mariposa 3 project - Engineering Support	\$ 4,092.03
Traffic sign and striping upgrades	\$ 2,728.64
CCTV traffic signal upgrades	\$ 1,867.03
CIP projects - traffic safety upgrades	\$ 30,799.42
TOTAL	\$39,487.12

* E.g. interest, reimbursements, transfers...

**SACRAMENTO TRANSPORTATION AUTHORITY
 MEASURE A ON-GOING ANNUAL PROGRAM REPORTING
 QUARTER ENDING December 31, 2021**

NAME OF JURISDICTION City of Citrus Heights

EXPENDITURE CATEGORY: SAFETY, STREETSCAPING, PED & BIKE

Beginning Balance	\$ 1,009,262.12
Revenue	<u>\$ 95,303.44</u>
Expenditures	<u>\$ 116,230.64</u>
Other Revenue /Exp.*	
Ending Balance	<u>\$ 988,334.92</u>

<i>Description of Expenditures</i>	<i>Amount</i>
Electric Greenway - Trail Project	\$ 25,274.63
Mariposa 4 Safe Routes to School Project	\$ 87,274.92
Various Signals/Ped Improvements Project	\$ 3,681.09
TOTAL	<u>\$ 116,230.64</u>

**SACRAMENTO TRANSPORTATION AUTHORITY
MEASURE A ON-GOING ANNUAL PROGRAM REPORTING
QUARTER ENDING DECEMBER 2022**

NAME OF JURISDICTION: County of Sacramento

EXPENDITURE CATEGORY: SAFETY, STREETSCAPING, PEDESTRIAN AND BICYCLE FACILITIES

BEGINNING BALANCE: \$ 2,610,319.02

REVENUE: \$ 730,274.52

EXPENDITURES: \$ (29.35)

OTHER REV/EXP: _____

ENDING BALANCE: \$ 3,340,622.89

List expenditures below, including type, location, and amount.

<i>Description of Expenditures</i>	<i>Amount</i>
ST0TSL BIKEWAY MASTER PLAN IMPLEMENTATION	
ST0XBR AUDIBLES AT VARIOUS LOCATIONS	
ST0XDB GARFIELD AVE BIKE PED IMPROVEMENTS	
ST0XDJ HAZEL AVE S/W IMP CENTRAL AVE TO ELM AVE	(59,586.25)
ST0XDM POWER INN SW IMP LOUCRETA TO FLORIN PROJ	(4,480.44)
ST0XDR FOLSOM COTTAGE SIDEWALK INFILL	(34,865.74)
ST0XDT POWER INN BIKE/PED IMP ELSIE - MACFADDEN	69,191.64
ST0XDY FLORIN ROAD BICYCLE/PED IMPROVEMENTS	
ST0XEA 47TH AVE PED AND BICYCLE IMP PROJECT	
ST0XEC FAIR OAKS BLVD BIKE & PED MOBIL PROJ PH2	16,659.38
ST0XEG ACCESSIBLE CURB RAMP PROJECT 2019	
ST0XEJ ACTIVE TRANSPORTATION PROG MASTER PLAN	(27,544.98)
ST0XER SOUTH SACRAMENTO SW GAP CLOSURE PROJECT	601.88
ST0XES WATT AVE SIDEWALK GAP CLOSURE PROJECT	11,419.16
STRDGD HOWE AVE BIKE PED IMPR COTTAGE EL CAMINO	28,576.00
TOTAL	\$ (29.35)

**SACRAMENTO TRANSPORTATION AUTHORITY
 MEASURE A ON-GOING ANNUAL PROGRAM REPORTING
 QUARTER ENDING DECEMBER 2022**

NAME OF JURISDICTION: County of Sacramento

EXPENDITURE CATEGORY: CITY STREET AND COUNTY ROAD MAINTENANCE

BEGINNING BALANCE: \$ -
 REVENUE: \$ 4,995,220.17
 EXPENDITURES: \$ 4,995,220.17
 OTHER REV/EXP:
 ENDING BALANCE: \$ -

List expenditures below, including type, location, and amount.

<i>Description of Expenditures</i>	<i>Amount</i>
STREET MAINTENANCE	\$ 4,937,153.62
BRIDGE-MAINTENANCE AND OPERATIONS	\$ 58,066.55
TREE TRIMMING	
LANDSCAPE MAINTENANCE	
TRAFFIC SIGNS	
TRAFFIC SIGNAL MAINTENANCE AND OPERATION	
LONGITUDINAL STRIPING	
TRANSVERSE TRAFFIC MARKINGS	
TOTAL	\$ 4,995,220.17

**SACRAMENTO TRANSPORTATION AUTHORITY
MEASURE A ON-GOING ANNUAL PROGRAM REPORTING
QUARTER ENDING DECEMBER 2022**

NAME OF JURISDICTION: County of Sacramento

EXPENDITURE CATEGORY: TRAFFIC CONTROL AND SAFETY PROGRAM

BEGINNING BALANCE: \$ 1,033,875.87

REVENUE: \$ 499,522.02

EXPENDITURES: \$ 606,559.41

OTHER REV/EXP: _____

ENDING BALANCE: \$ 926,838.48

List expenditures below, including type, location, and amount.

<i>Description of Expenditures</i>	<i>Amount</i>
ST0H04 SCHOOL CROSSING GUARDS	
ST0XBD NEIGHBORHOOD TRAFFIC MGMT PROGRAM	248,187.13
ST0XDD BRADSHAW FIBER CONNECTION PROJECT	
ST0XDL THOMAS EDISON ELEMENTARY - SRTS	(11,030.81)
ST0XDP AUBURN BLVD BIKE/PED IMPROVEMENTS HSIP	974.15
ST0XDT POWER INN BIKE/PED IMP ELSIE - MACFADDEN	
ST0XDY FLORIN ROAD BICYCLE/PED IMPROVEMENTS	
ST0XED ROSEVILLE RD @ DIABLO DR TRAFIC SIG PROJ	34,452.71
ST0XEE MORSE AVENUE SIDEWALK	23,754.91
ST0XEF SIDEWALK INFILL: ARDEN-ARC & CARMICHAEL	212,118.44
ST0XEH FERN BACON MIDDLE SCHOOL SRTS IMPROVEMEN	98,102.88
ST0XEM TRIP REDUCTION MGMT SVCS W/IN HWY 50 COR	
ST0XEN SOUTH SACRAMENTO SAFE ROUTE TO SCHOOL	5,797.68
ST0XEP FAIR OAKS BLVD AT KENNETH TRAFFIC SIGNAL	4,330.00
TOTAL	\$ 606,559.41

**SACRAMENTO TRANSPORTATION AUTHORITY
MEASURE A ON-GOING ANNUAL PROGRAM REPORTING
QUARTER ENDING DECEMBER 31, 2021**

Name of Jurisdiction CITY OF FOLSOM

EXPENDITURE CATEGORY: TRAFFIC CONTROL AND SAFETY PROGRAM

Beginning Balance	\$ 208,484
Revenue	\$ 65,826
Expenditures	\$ 70,503
Other Revenue /Exp.*	\$ -
Ending Balance	\$ 203,807

List expenditures below, including type, location, and amount

Amount
Total \$ **70,503.46**

Type	Location	Amount
JAM Services, Inc., Traffic Safety	City of Folsom	\$ 10,451.75
JAM Services, Inc., Traffic Signals & Lighting	City of Folsom	\$ 9,913.00
National Data & Surveying Services, Traffic Safety Counts	City of Folsom	\$ 605.00
National Data & Surveying Services, Traffic Safety Counts	City of Folsom	\$ 1,215.00
Interstate Sales, Street Light Improvements	City of Folsom	\$ 27,603.63
JAM Services, Inc., Traffic Safety	City of Folsom	\$ 9,913.00
JAM Services, Inc., Traffic Safety	City of Folsom	\$ 9,913.00
Traffic Parts, Traffic Safety	City of Folsom	\$ 696.22
Nor Cal Signal Supply, Traffic Safety	City of Folsom	\$ 192.86

* E.g. interest, reimbursements, transfers that need to be accounted for so that your agency's fund balance can be reconciled to STA's

**SACRAMENTO TRANSPORTATION AUTHORITY
MEASURE A ON-GOING ANNUAL PROGRAM REPORTING
QUARTER ENDING DECEMBER 31, 2021**

Name of Jurisdiction CITY OF FOLSOM

EXPENDITURE CATEGORY: SAFETY, STREETSCAPING, PEDESTRIAN AND BICYCLE FACILITIES PROGRAM

Beginning Balance	\$ 625,295
Revenue	<u>\$ 96,235</u>
Expenditures	<u>\$ 8,662</u>
Other Revenue /Exp.*	<u>\$ -</u>
Ending Balance	<u>\$ 712,868</u>

List expenditures below, including type, location, and amount

Total \$	8,662.00
----------	-----------------

<u>Type</u>	<u>Location</u>	<u>Amount</u>
PW Program Management, FY22 Q2	City of Folsom	8,662.00

* E.g. interest, reimbursements, transfers...

**SACRAMENTO TRANSPORTATION AUTHORITY
MEASURE A ON-GOING ANNUAL PROGRAM REPORTING
QUARTER ENDING DECEMBER 31, 2021**

Name of Jurisdiction CITY OF FOLSOM

EXPENDITURE CATEGORY: CITY STREET & COUNTY ROAD MAINTENANCE PROGRAM

Beginning Balance	\$	1,454,508
Revenue	\$	658,265
Expenditures	\$	617,063
Other Revenue /Exp.*	\$	-
Ending Balance	\$	1,495,710

List expenditures below, including type, location, and amount

Amount
Total \$ **617,062.58**

Type	Location	Amount
Sierra National, Neighborhood Sidewalk Repalcement	City of Folsom	121,103.11
Doug Veerkamp, Baldwin Dam Road	City of Folsom	20,406.00
Doug Veerkamp, Baldwin Dam Road	City of Folsom	9,280.00
VSS International, Pavement Resurfacing	City of Folsom	63,536.00
VSS International, Pavement Resurfacing	City of Folsom	116,646.47
PW Program Management, FY22 Q2	City of Folsom	286,091.00

* E.g. interest, reimbursements, transfers...

**SACRAMENTO TRANSPORTATION AUTHORITY
MEASURE A ON-GOING ANNUAL PROGRAM REPORTING
QUARTER ENDING DECEMBER 31, 2021**

Name of Jurisdiction City of Rancho Cordova

EXPENDITURE CATEGORY: City Street and County Road Maintenance

Beginning Balance	\$	<u>7,667,720</u>
Revenue	\$	<u>650,595</u>
Expenditures	\$	<u>374,409</u>
Other Revenue /Exp.*		
Ending Balance	\$	<u>7,943,906</u>

Total	<i>List expenditures below, including type, location, and amount</i>	<i>Amount</i>
		\$ 374,409.22
	Axis Communications - Traffic Signals/Ops	\$ 396.00
	County of Sacramento - Traffic Signals/Ops	\$ 92,304.54
	Fed Ex - Postage Shipping Fees for Traffic Signal Camera repair	\$ 229.53
	MCE Corp - Citywide Maintenance	\$ 59,839.83
	McGuire-Pacific - Citywide Traffic Signs	\$ 1,966.00
	Rousch Landscape Service - Citywide Landscape	\$ 55,500.00
	St Francis Electric - Citywide Traffic Operations Repairs	\$ 5,692.02
	Staff time September 18, 2021, through December 25, 2021	\$ 147,547.38
	State Water Resources Board - RC02 Street Rehab Storm Water Application	\$ 1,330.92
	West Coast Arborists - Citywide Landscape	\$ 4,628.00
	Y&C Consulting - Signal Timing Consultant	\$ 4,975.00

* E.g. interest, reimbursements, transfers...

**SACRAMENTO TRANSPORTATION AUTHORITY
MEASURE A ON-GOING ANNUAL PROGRAM REPORTING
QUARTER ENDING DECEMBER 31, 2021**

Name of Jurisdiction CITY OF RANCHO CORDOVA

EXPENDITURE CATEGORY: SAFETY, STREETSCAPING PED & BIKE

Beginning Balance	\$ 1,376,107
Revenue	<u>\$ 95,114</u>
Expenditures	<u>\$ 33,848</u>
Other Revenue /Exp.*	<u> </u>
Ending Balance	<u>\$ 1,437,373</u>

<i>List expenditures below, including type, location, and amount</i>	<i>Amount</i>
Total	\$ 33,848.06
Bike Lab - Bike Safety	\$ 2,985.94
Meyers Nave - Legal	\$ 54.59
Staff time September 18, 2021, through December 25, 2021	\$ 30,807.53

* E.g. interest, reimbursements, transfers...

**SACRAMENTO TRANSPORTATION AUTHORITY
 MEASURE A ON-GOING ANNUAL PROGRAM REPORTING
 QUARTER ENDING DECEMBER 31, 2021**

Name of Jurisdiction City of Rancho Cordova

EXPENDITURE CATEGORY: TRAFFIC CONTROL AND SAFETY PROGRAM

Beginning Balance	\$ 716,401
Revenue	\$ 65,060
Expenditures	\$ 33,228
Other Revenue /Exp.*	
Ending Balance	\$ 748,233

<i>List expenditures below, including type, location, and amount</i>	<i>Amount</i>
Total	\$ 33,228.02
BPX Printing - Cordova School Zones	\$ 130.36
Dewberry Engineering - Cordova School Zones	\$ 792.47
Kimley Horn - Local Road Safety Plan	\$ 1,943.80
Meyers Nave - Legal	\$ 54.59
National Data Survey - Traffic Counting Services for Safety	\$ 4,580.00
Staff time September 18, 2021, through December 25, 2021	\$ 25,726.80

* E.g. interest, reimbursements, transfers that need to be accounted for so that your agency's fund balance can be reconciled to STA's